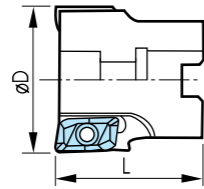


捨棄式立銑刀

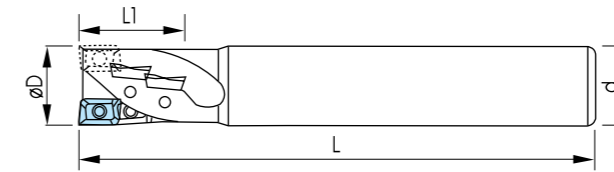
THROW-AWAY TYPE END MILL



型號規格 EDP NO.	刃徑 Dia	尺寸 DIMENSION(mm)		刃數 No. of teeth	適用刀片 Insert	螺絲 Screw	板手 Wrench
JRWEM50F-5T16	50	25.4	40	5	APMT 1605	CS4010	T-15
JRWEM63F-6T16	63	25.4	40	6			

捨棄式粗銑立銑刀

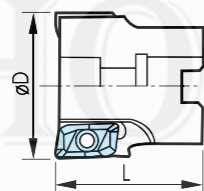
THROW-AWAY TYPE COARSE CUTTING END MILL



型號規格 EDP NO.	刃徑 Dia	尺寸 DIMENSION(mm)			刃數 No. of teeth	適用刀片 Insert	螺絲 Screw	板手 Wrench
		D Shank Diamete	L1 Flute Length	L Overall Length				
EM90AP10-D20	20	20	25	120	6	APMT 1035	CS2565	T-8
EM90AP10-D25	25	25	35	130	8			
EM90AP10-D32	32	32	44	140	15			
EM90AP10-D40	40	32	53	150	21			
EM90AP16-D40	40	42	49	150	8	APMT 1605	CS3590	T-15
EM90AP16-D50	50	42	61	165	10			

90° 殼形平面銑刀

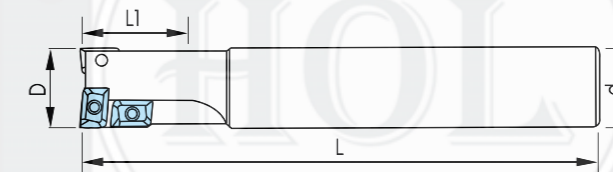
END MILLING CUTTERS (90°)



型號規格 EDP NO.	刃徑 Dia	尺寸 Dimension(mm)			適用刀片 Insert	螺絲 Screw	板手 Wrench
		d	H	S			
JMC50-5T11	50	22	40	10	BDMT11T3 BDGT11T3	M2.5x0.45	T8
JMC50-6T11	50	25.4	50				
JMC63-7T11	63	25.4	50				
JMC80-7T11	80	25.4	50				
JMC100-9T11	100	31.75	50				
JMC50-5T17	50	22	40	15.7	BDMT1704 BDGT1704	M4x0.7	T15
JMC50-5T17	50	25.4	50				
JMC63-6T17	63	25.4	50				
JMC80-7T17	80	25.4	50				
JMC100-8T17	100	31.75	50				

捨棄式鑽立銑刀

THROW-AWAY TYPE DRILLING END MILL



型號規格 EDP NO.	刃徑 Dia	尺寸 DIMENSION(mm)			刃數 No. of teeth	適用刀片 Insert	螺絲 Screw	板手 Wrench
		D Shank Diamete	L1 Flute Length	L Overall Length				
DM90AP10-D20	20	20	16	130	3	APMT 1035	CS2565	T-8
DM90AP10-D21	21	20	16	130	3			
DM90AP10-D25	25	25	25	140	4			
DM90AP10-D26	26	25	25	140	4			
DM90AP10-D20L	20	20	16	185	3			
DM90AP10-D21L	21	20	16	185	3			
DM90AP10-D25L	25	25	25	220	4			
DM90AP16-D32	32	32	26	150	3			
DM90AP16-D33	33	32	26	150	3			
DM90AP16-D40	40	32	38	160	4			
DM90AP16-D32L	32	32	26	230	3		CS3590	T-15
DM90AP16-D33L	33	32	26	230	3			
DM90AP16-D40L	40	32	38	240	4			